


# LITTLE STAR HR. SEC. SCHOOL

## Music Theory      Class 10

### Unit 1 - Ethnic Music





# INTRODUCTION




Music was present from the very beginning.

An integral part of the Nagas.

Instruments were made of raw materials available in the locality.

Each and every instrument produce different sound.



# Folk Songs

**Naga Folk Songs are:**

1. Romantic
2. Historical
3. Seasonal
4. Praising ancestors
5. Brave deed of warriors and traditional heroes
6. Poetic love songs



[Click here to listen to Tring Tring - Marks of War by Lamsatla Sangtam.](#)

*Sing along with her. The lyrics are in page 63 in your textbook along with the English translation*

As you listen and sing along. Look at the traditional instruments used in the beginning of the video.

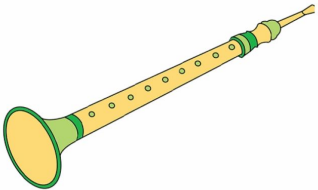
Can you name it?



# Indigenous Instruments

## Materials used

1. Early instruments were made from 'found objects' like shells and plant parts.
2. Almost every material in nature has been used to make musical instruments.
3. Raw materials are bamboo, gourd, wood, leaves, etc.



# Indigenous Instruments

1. Naga instruments are quite elementary (basic).
2. But they produce beautiful 'tribal/earthly' sound.
3. Instruments were invented and developed further.
4. Each instrument produce different sounds from each other.



# Indigenous Instruments

1. Cup Violin/Single String Violin/ Tati
2. Bamboo Mouth Organ
3. Bamboo Flute
4. Trumpet
5. Drum
6. Log Drum
7. Bamboo Sounding Box
8. Leaf Music



# Cup Violin/Single String Violin/Tati

- Single String Naga Traditional Instrument.
- Invented and used since a long time ago.
- Oral tradition says that man learnt to use this instrument from a crab.
- Also called Mid Night violin because it was played at night.





# How is the Cup Violin made?

- Use a good quality bamboo that is hard and thin. Sometimes a shell or gourd is used.
- Finely cut a bamboo of 15 cm length into the shape of a mug.
- A small hole made 5 cm below the rim of the cup on both sides of the cup opposite each other.

Tati



Gourd



# How is the Cup Violin made?

- Take a piece of bamboo stick about 2 feet long and insert it through the holes of the cup
- Take another thin bamboo for the bow and tie a string on both ends.



[Click here to listen to the Tetseo Sister perform a song using the Tati/ Cup Violin](#)



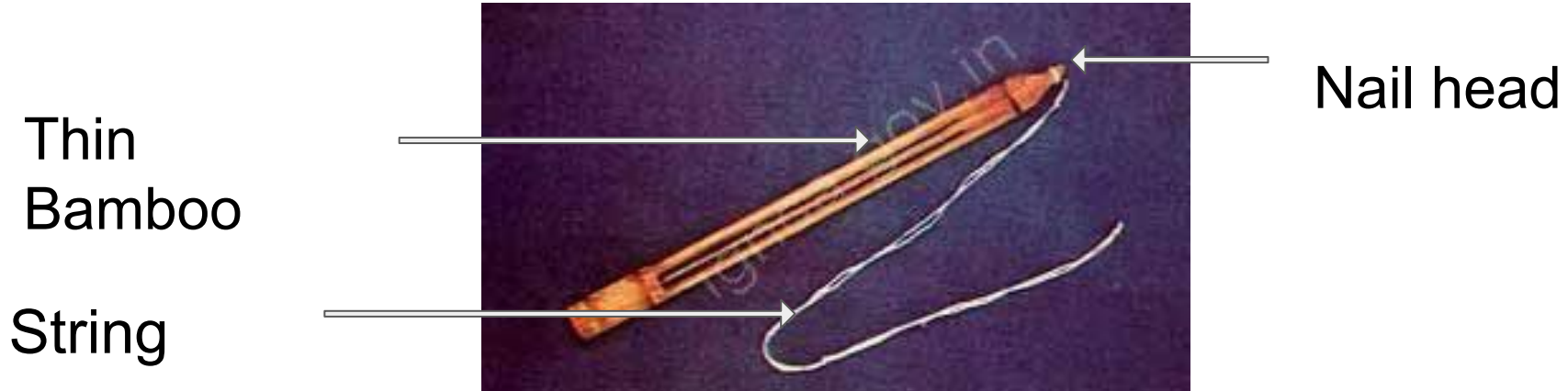
# Bamboo Mouth Organ

- One of the oldest Naga traditional instrument.
- Made with **bamboo**. Any kind of thin bamboo.
- Has a captivating sound.
- Mainly played in dormitories **Zuki**, where young girls sleep.
- Anyone can play it.
- Produces **4 different sounds**.



# Bamboo Mouth Organ

- Take a 6 inch bamboo inch about  $\frac{1}{2}$  inch wide.
- Made a nail head on one side.
- Tie a string.



# Bamboo Flute

- Simplest instrument.
- Produces haunting beautiful sounds.
- A variety of bamboo used.
- Bamboo is cut, hollowed (emptied inside), dried and holes are cut to make pitches.
- Sound quality depends upon maker and type of bamboo used.

Pitches






# Trumpet

- Common instrument a long time ago.
- Different sizes and shapes.
- Cut bamboo that has 2 nodes
- Keep lower end open
- Hole in center and upper node.
- A short hole is open and a small bamboo is inserted.
- Small bamboo is the mouthpiece



# Drum

- Drums were used for many purposes.
- Mostly used during festivals while dancing and singing.
- Zeliangs are fond of using drums.
- Different shapes and sizes.





# Log Drum

- Made of huge log
- Best wood to make it is Phoebe Goalparensis (Bonsum).
- Tree is tall and big and easy to be curved into shape.
- Hit with stone or wood to make a log sound.
- Used during festivals, emergencies, dangers, wars, etc.



More resources available at [www.littlestardimapur.com](http://www.littlestardimapur.com)

[Click here to watch a video of the Log Drum](#)



More resources available at [www.littlestardimapur.com](http://www.littlestardimapur.com)

# Bamboo sounding box

- Made of bamboo.
- Chase birds and keep one alert from fear and loneliness and chasing wild animals.
- Remove block section inside the bamboo.
- Put small woods inside it.
- Shake to produce sound.



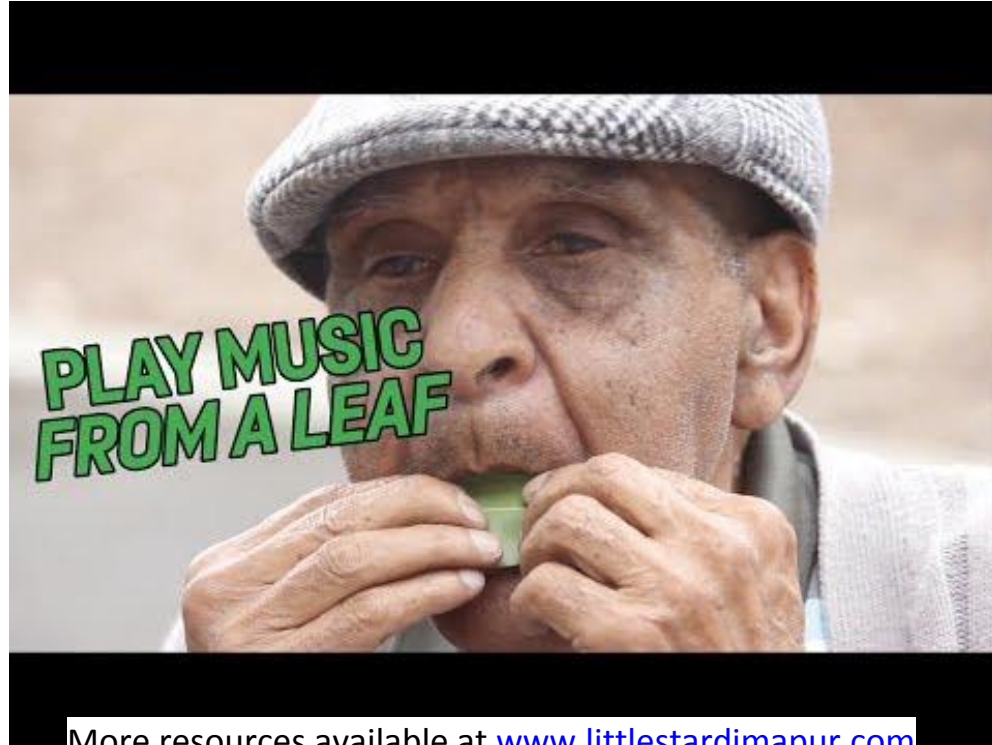
# Leaf Music

- Used only by experts as it is not easy
- Special kind of leaves.
- Leaf is folded once and blown.
- Some experts don't even fold it.
- Produces sweet sounds.
- Can be used for all types of songs.



[Watch this video on how to play music on leaf.](#)

*(It is a video of Aboriginal Australian playing leaf music.)*



More resources available at [www.littlestardimapur.com](http://www.littlestardimapur.com)

# ASSESSMENT

[Click here for the online quiz](#)



Go to the next page  
for assignments.



# Assignments

*Write this down in your music copy.*

*The assignments will be check after school reopens.*

1. **Write short note (about 30 words) about on:**
  - a) Bamboo sounding box
  - b) Leaf Music
  - c) Drum
  - d) Log Drum
2. Write a detailed note about the making of the cup violin.
3. How is the Bamboo Mouth Organ made?

